

**毕业生线上采集 Online
Collection of graduates**

使用手册

service manual

- 图像采集码获取方式 The acquisition method of the

1. 关注学信网公众号，绑定学信网账号，点击“学信账号”，查看学籍学历信息



Follow the official account of Xuexin network, bind the account of Xuexin network, click the account to view the information of school status

2. 选择学籍，查看对应采集码



Select the required school status and view the corresponding collection code

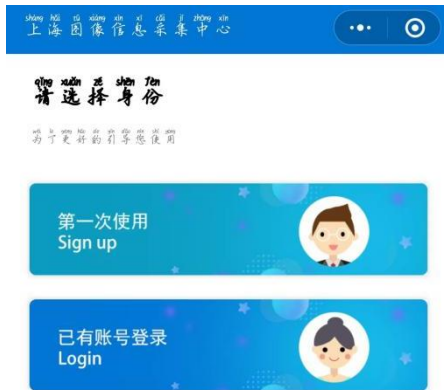
- 获取到图像采集码后

After obtaining the collection code of Xuexin network

- 可扫描下方的二维码创建拍摄账号

You can scan the QR code below to create a shooting account





• 选择登陆状态 **Select the login status**

• 新用户点击“第一次使用”。

For new users, please directly click "First Use".

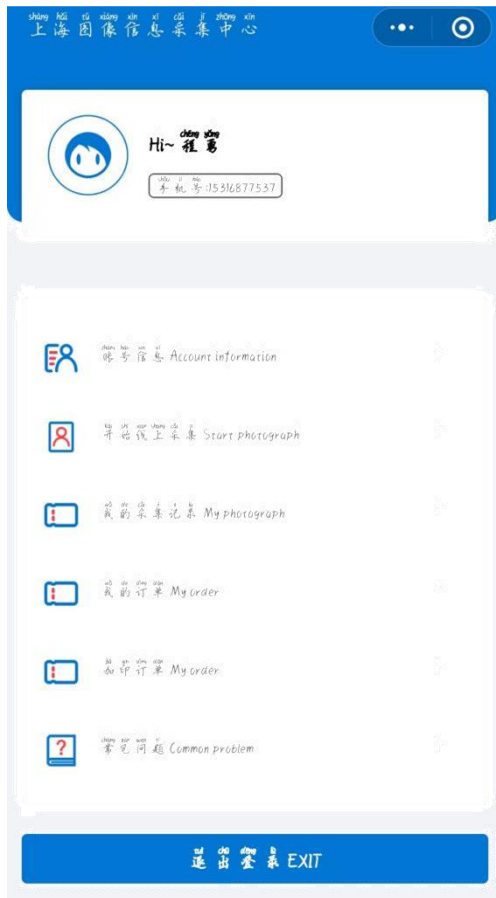


• 创建拍摄账号。

Create a Shooting account

(手机号码要真实有效)

The phone number must be real and valid



• 点击“开始线上采集”。

Click "Start Online Collection"



• 点击“我是毕业生”。


Click on "I am a graduate"

- 点击“拍摄照片”

Click "Shoot" on the screen (仔细看提示七步骤，往左滑。) Look carefully at the seven steps in the tips, and swipe from right to left in the top right corner to go to the next page

- 订单状态显示付款完成后，才完成拍摄。

The order status shows that the payment is completed before the whole process of shooting is completed



- 有照片需求的同学可以选择加印照片，会以寄快递方式寄出。没有照片需求的同学可选择不需要 If you need paper photos, you can choose to print them and send them by express. Those who don't need a photo can choose not to

